




PDE-2028 - FINAL GENERAL FUND BUDGET
Fiscal Year 07/01/2015 - 06/30/2016

General Fund Budget Approval

Date of Adoption of the General Fund Budget: 06/22/15

 _____ President of the Board - Original Signature Required		7-2-15 _____ Date
 _____ Secretary of the Board - Original Signature Required		07/01/15 _____ Date
 _____ Chief School Administrator - Original Signature Required		June 29, 2015 _____ Date

Michael Whisman CPA
Contact Person

mwhisman@charterchoices.com
E-mail Address

(215) 481-9777 124
Telephone Extension

Return to: Pennsylvania Department of Education
 Bureau of Budget and Fiscal Management
 Division of Subsidy Data and Administration
 333 Market Street
 Harrisburg, PA 17126-0333

<u>ITEM</u>	<u>AMOUNTS</u>
Estimated Beginning Unreserved Fund Balance Available for Appropriation and Reserves Scheduled For Liquidation During The Fiscal Year	
1 Estimated Beginning Fund Balance - Committed	800,000
2 Estimated Beginning Fund Balance - Assigned	0
3 Estimated Beginning Fund Balance - Unassigned	400,000
4	0
5	0
6	0
Total Estimated Beginning Unreserved Fund Balance Available for Appropriation and Reserves Scheduled For Liquidation During The Fiscal Year	1,200,000
Estimated Revenues And Other Financing Sources	
6000 Revenue from Local Sources	6,961,055
7000 Revenue from State Sources	5,469
8000 Revenue from Federal Sources	298,330
9000 Other Financing Sources	0
Total Estimated Revenues And Other Financing Sources	7,264,854
Total Estimated Fund Balance, Revenues, and Other Financing Sources Available for Appropriation	8,464,854

<u>FUNCTION</u>	<u>DESCRIPTION</u>	<u>Amounts</u>
REVENUE FROM LOCAL SOURCES		
6500	Earnings on Investments	26
6600	Food Service Revenue	0
6700	Revenues from District Activities	0
6800	Revenue from Intermediary Sources / Pass-Through Funds	0
6910	Rentals	0
6920	Contributions/Donations/Grants From Private Sources	100
6940	Tuition from Patrons	6,959,929
6960	Services Provided Other Local Governmental Units / LEAs	0
6970	Services Provided Other Funds	0
6980	Revenue From Community Service Activities	0
6990	Refunds and Other Miscellaneous Revenue	1,000
REVENUE FROM LOCAL SOURCES		6,961,055